



DC88X
DOUBLE CYLINDER
E1360X3 - E1460X3 - E1560X3



DOUBLE CYLINDER

E1360X3 - E1460X3 - E1560X3





All images in this brochure are indicative and not binding.

DOUBLE CYLINDER

E1360X3 - E1460X3 - E1560X3

Double cylinder single-feed high speed machine for the production of men's, women's and children's socks in ribs, plain knit, links and jacquard. Needle-needle single-magnet selection for different rib, links patterns and float stitch on the same feed. Tuck knitting option on lower cylinder. Brushless motor incorporated in the column with variable heel and toe reciprocating motion. 2 selection points instead of pickers and needle droppers. Electronic size control by automatic adjustment of the stitch. Available in 3" 1/2, 3" 3/4 and 4" diameters and gauge from 7 to 22.

- Needle-needle single-magnet selection instead of pickers and needle droppers and links drums for different rib and links patterns.
- Simplified shell/skirt with less mobile cams
- Takedown with electronic control and size self adjustment
- Stitch cams with independent stepper motors
- Electronic full control of yarnfingers and of all functions
- Easier sinkers maintenance thanks to the rotating knitting head

MACHINE DIMENSIONS



Length 90 cm
Depth 104 cm + yarn creel 60 cm
Height 260 cm

MACHINE WEIGHT



Machine ca. 330 Kg
Yarn creel ca. 24 Kg

NOTE:

All data relating to outer appearance, performance, dimensions and weight are just as an indication.

DOUBLE CYLINDER

E1360X3 - E1460X3 - E1560X3

TECHNICAL DATA

MODEL	CYLINDER DIAMETER	GAUGE	NEEDLE THICKNESS
E1360X3	3"1/2	from 9 to 22	0,5 - 0,6 - 0,7 mm
E1460X3	3"3/4	from 9 to 22	0,5 - 0,6 - 0,7 mm
E1560X3	4"	from 7 to 22	0,5 - 0,6 - 0,7 - 0,9 mm

Above data are indicative and not binding.

STANDARD DEVICES

- Needle-needle single-magnet electronic selection system;
- Sock downtake with downwards movement control;
- Automatic turning device;
- Multi-stiffening by means of stepper motor;
- High heel by means of single-magnetic selection;
- Sinker cap with internal lubrication;
- 6 pneumatic yarnfingers;
- 4-rod take-up device;
- Suction valve controlled with stepper motor;
- Tail knitting at the start of the sock;

OPTIONAL DEVICES

- Fan
- Picot welt
- Size electronic control
- Split device
- Pneumatic yarnfinger number 7
- First yarnfinger positioning at feeds 5,6 and 7
- Second yarnfinger positioning at feeds 2,3 and 4
- Lycra plating
- Bare Lycra
- 6-rod take-up device
- Yarn brake discs opener 1 and 2
- Prearrangement for YoYo feeder
- Prearrangement for LGL feeder
- Spyder sensors
- Cassefils mechanical sensors
- Knots electric sensors
- Ethernet board

SUITABLE YARNS

The machine is designed to be used with the following yarns

- Natural fibers
- Syntetic yarn
- Elastic yarn

POSSIBLE KNITTING

The standard machine can perform the following knittings

- Plain knit
- Rib
- Links
- Tuck stitch on lower cylinder
- Float stitch

DOUBLE CYLINDER

E1360X3 - E1460X3 - E1560X3



NUMBER OF COLORS

Number of colors	1 color on the same course Up to 5 colors on first feed
------------------	--

PERFORMANCES

	4" CYLINDER DIAMETER
GAUGE	14 (needle thickness 0.7)
KNITTING FEATURES	LINKS = 340
	Rib and plain knit = 380
	Reciprocated motion = 360
	Float stitch reciprocated motion = 280
	Tuck stitch = 260
	Jacquard = 280

Above data are indicative and not binding.

GAUGE

		GAUGE															
Model	ø	6	7	8	9	10	11	12	13	14	15	16	17	18	20	22	
1360X3	3"1/2				96	108	116	128	140	152	160	172	184	196	216	240	
					100	112	120	132	144	156	164	176	188	200	220	224	
					104		124	136	148			168	180	192			
		Needle thickness 0.7															
Needle thickness 0.6																	
Needle thickness 0.5																	

		GAUGE															
Model	ø	6	7	8	9	10	11	12	13	14	15	16	17	18	20	22	
1460X3	3"3/4				104	112	124	136	148	160	172	184	196	208	232		
					108	116	128	140	152	164	176	188	200	212	236		
						120	132	144	156	168	180	192	204	216	240		
		Needle thickness 0.7															
Needle thickness 0.6																	
Needle thickness 0.5																	

		GAUGE															
Model	ø	6	7	8	9	10	11	12	13	14	15	16	17	18	20	22	
1560X3	4"	76	84	96	108	120	132	148	160	172	184	196	208	220	248		
		80	88	100	112	124	136	152	164	176	188	200	212	224	252		
			92	104	116	128	140	144	156	168	180	192	204	216	228	256	
		Needle thickness 0.9															
Needle thickness 0.7																	
Needle thickness 0.6																	
Needle thickness 0.5																	

Above data are indicative and not binding.

DISCLAIMER:

For gauges lower or higher than those in the chart, their maximum speed must be reduced by 10-15%. Should you use staple fiber, maximum speed has to be detected each time according to the yarn and the item to be produced. For jacquard and Links jacquard, maximum speed has to be detected each time according to the pattern.

Lonati is recommending needles from
GROZ-BECKERT®

DOUBLE CYLINDER

E1360X3 - E1460X3 - E1560X3

NOISE LEVEL

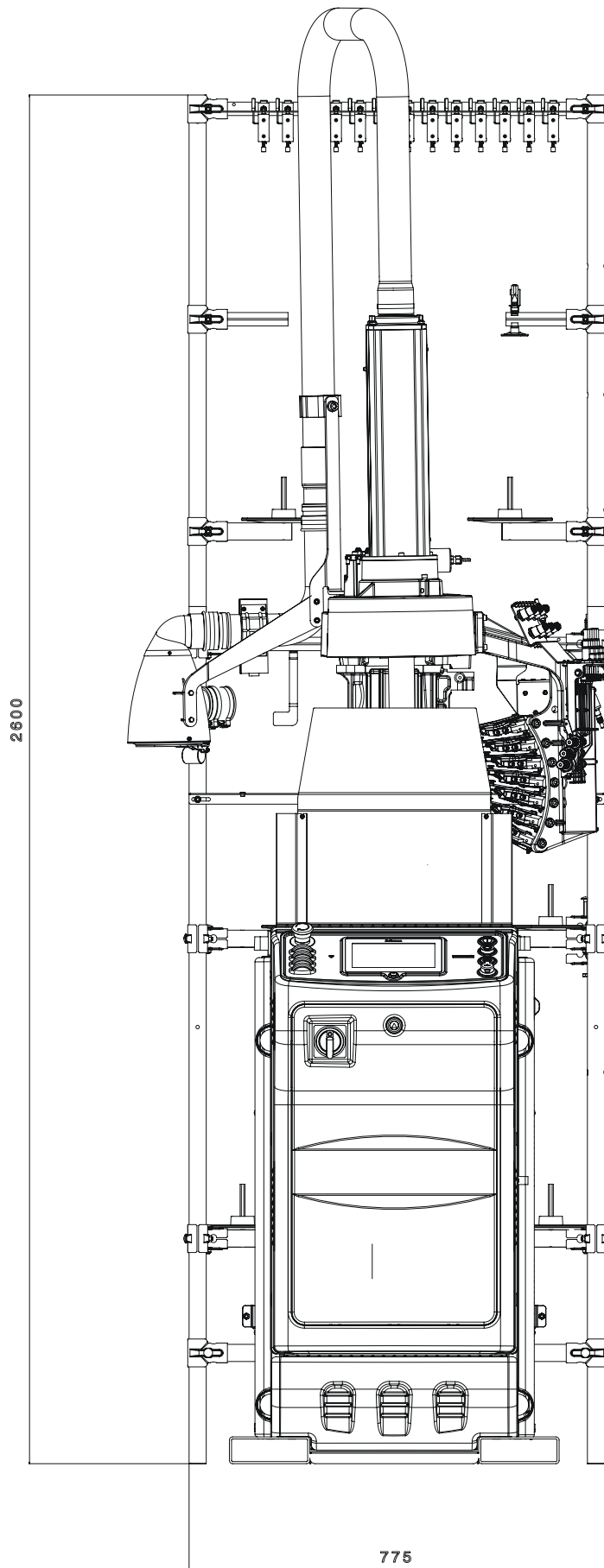
Machine average noise level, suction included LpA=81.9 dB LwA=99 db

LUBRICANTS

Average consumption for 100 dozens= 330 gr. Lonati recommends: Kluber Madol 183 Supreme

GREASE

For seals, bearing etc Lonati recommends: Damping grease Nyogel 774F

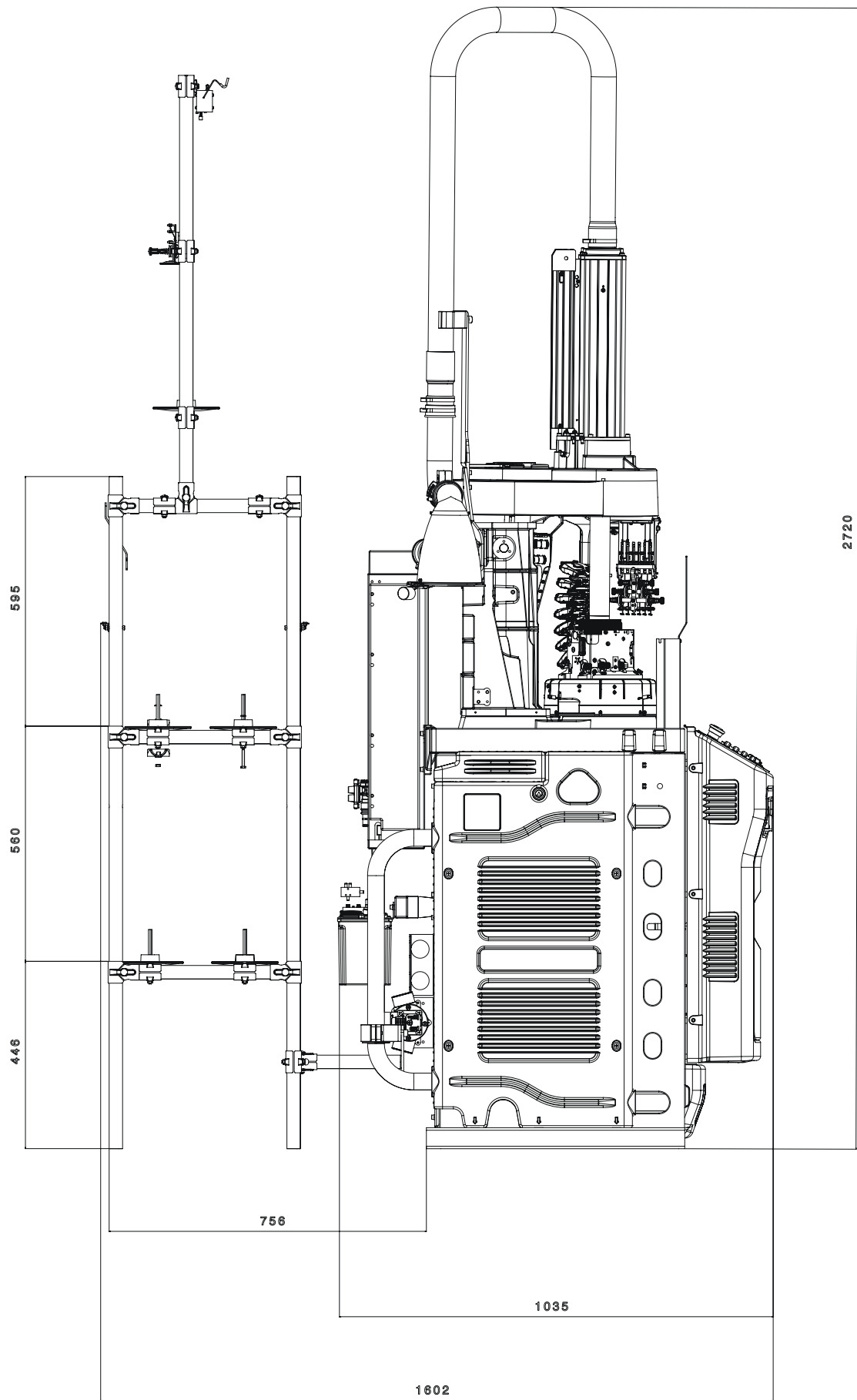


FRONT VIEW

Machine dimensions + 12 positions yarn creel.

NOTE:

The picture may show fittings and equipment that are supplied on demand and not.

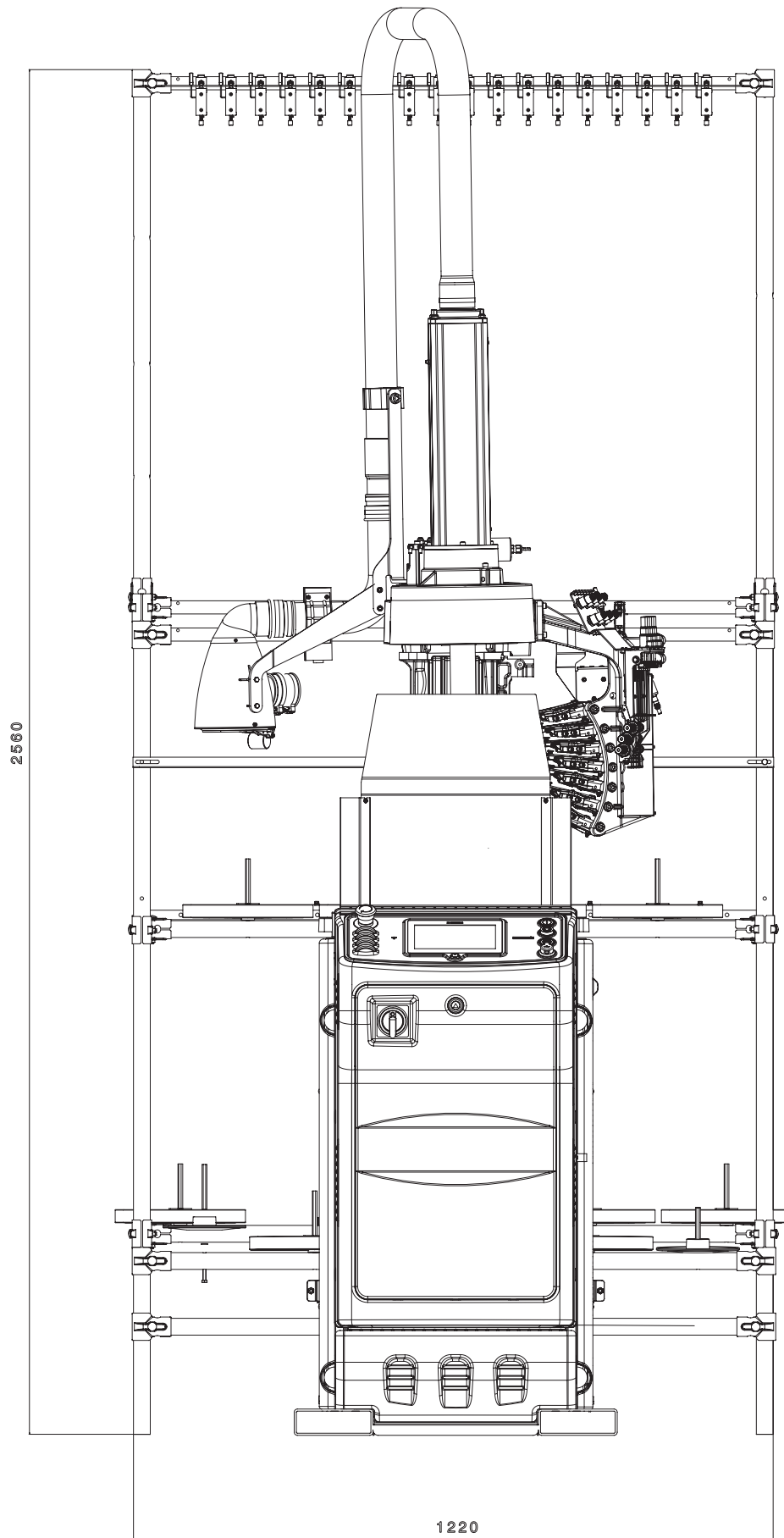


SIDE VIEW

Machine dimensions + 12 positions yarn creel.

NOTE:

The picture may show fittings and equipment that are supplied on demand and not.

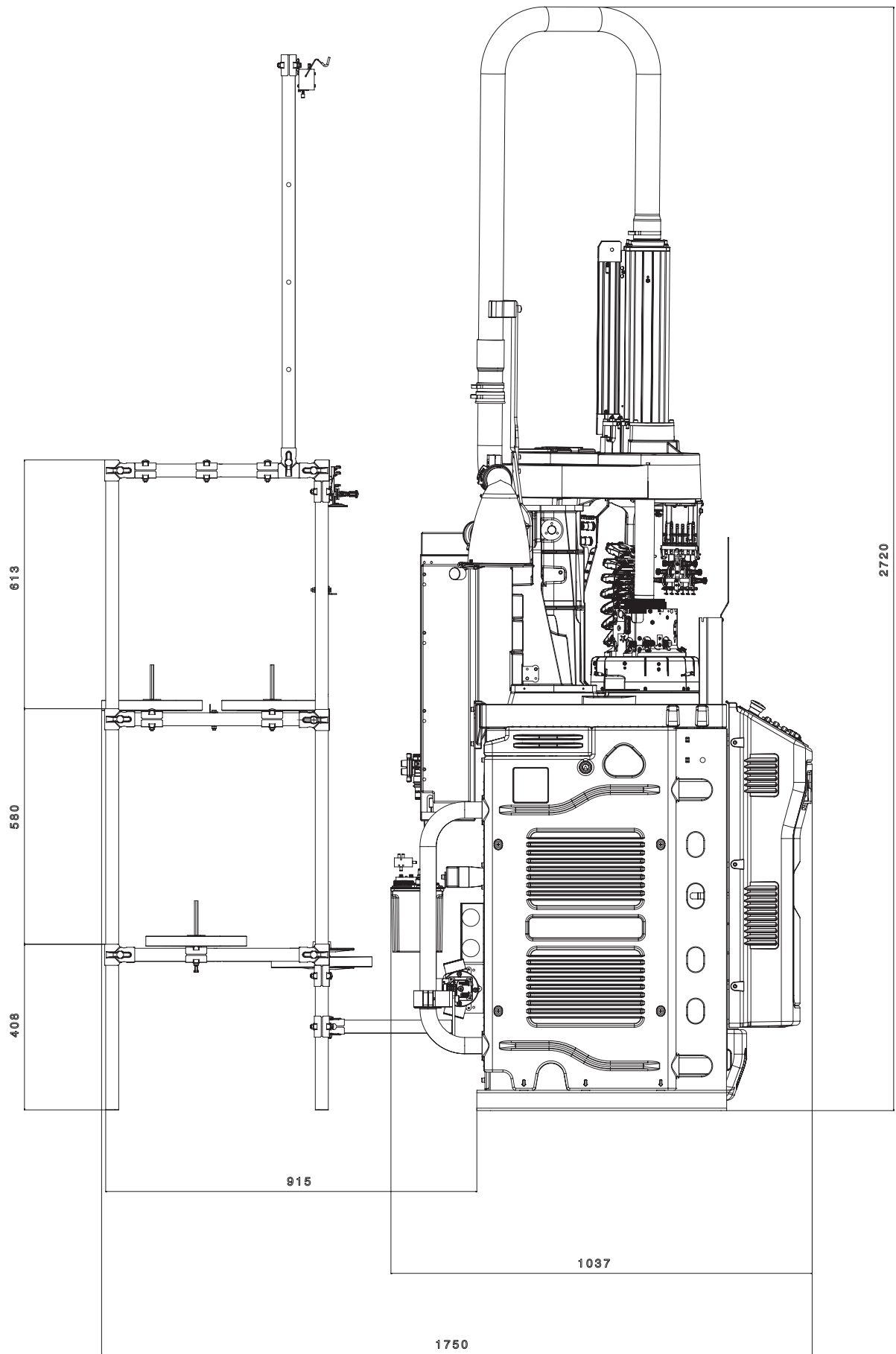


FRONT VIEW

Machine dimensions + 16 positions yarn creel.

NOTE:

The picture may show fittings and equipment that are supplied on demand and not.

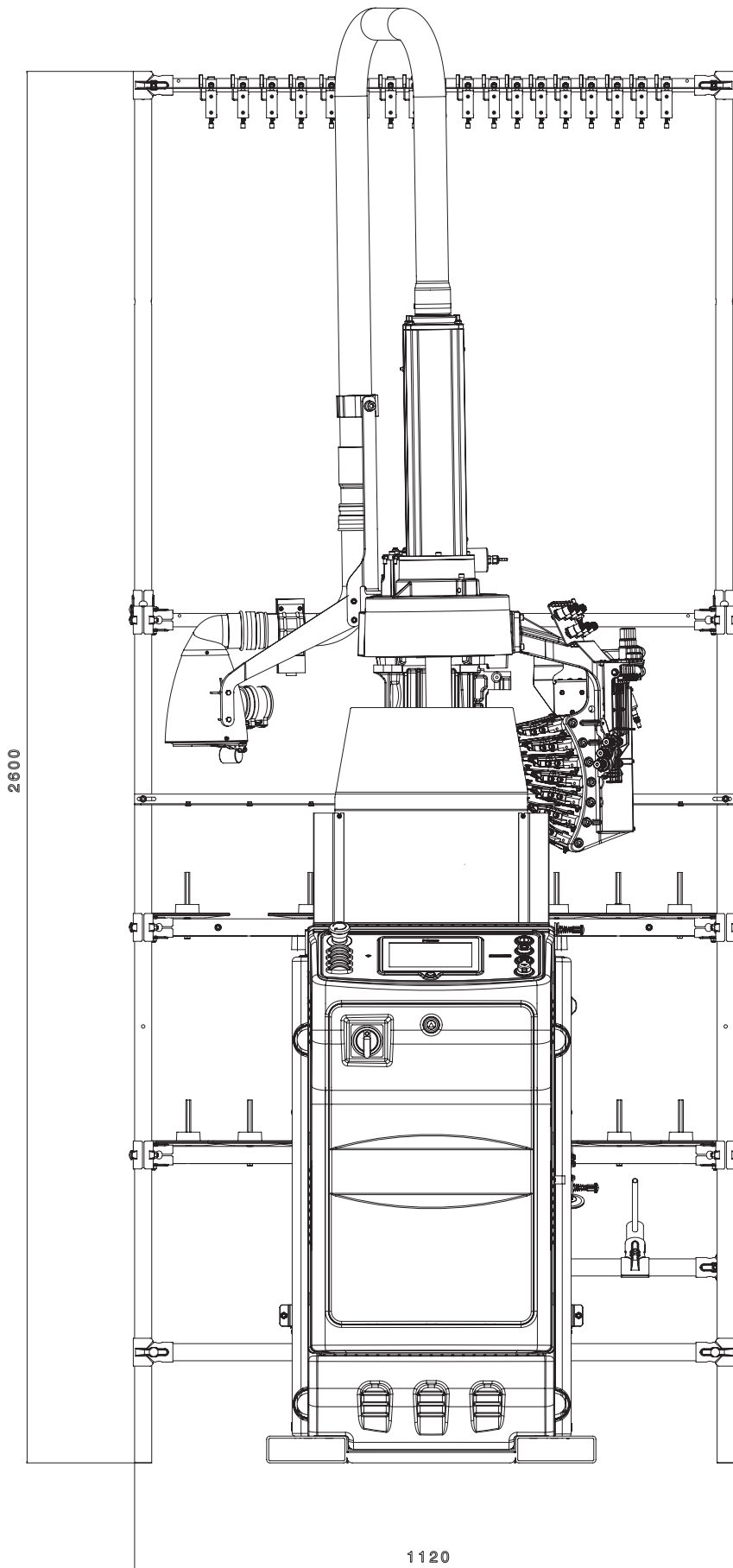


SIDE VIEW

Machine dimensions + 16 positions yarn creel.

NOTE:

The picture may show fittings and equipment that are supplied on demand and not.

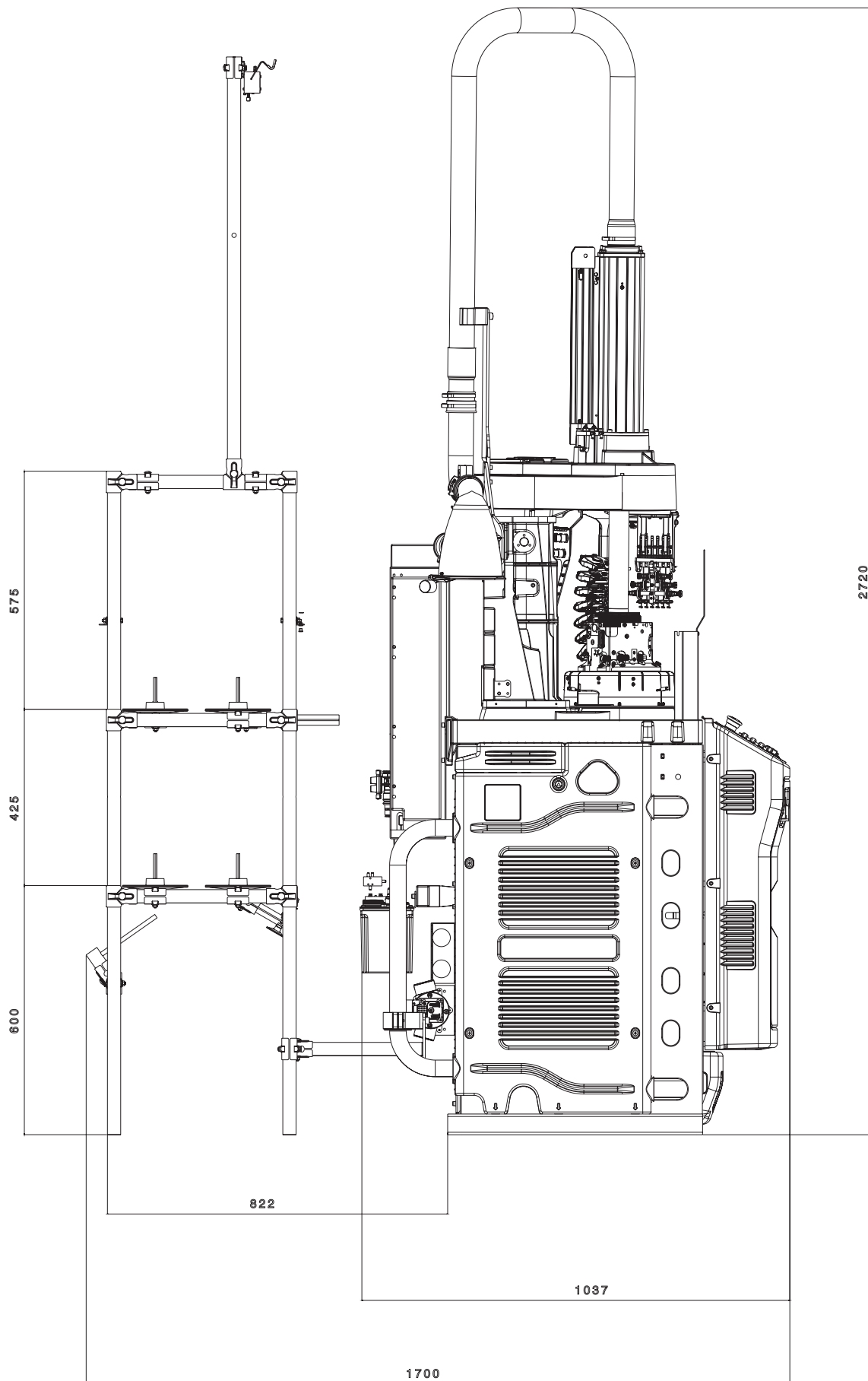


FRONT VIEW

Machine dimensions + 18 positions yarn creel.

NOTE:

The picture may show fittings and equipment that are supplied on demand and not.



SIDE VIEW

Machine dimensions + 18 positions yarn creel.

NOTE:

The picture may show fittings and equipment that are supplied on demand and not.





LONATI SPA

Via Francesco Lonati, 3 | 25124 Brescia (Italy)

Tel. +39 03023901 | Fax +39 030 2310024

C.F.: 01469680175 | P.iva: 02096730961

info@lonati.com - www.lonati.com